

Vyafuser (Vyalev Pump)



Last updated: Apr 15, 2025

Vyalev Clinician Changes

Please note that the facility pin is 2006

When making any changes, a prudent dose change on any of the base, high or low rate is 0.01ml/hr at a time. The maximum rate is 1.04ml/hr.

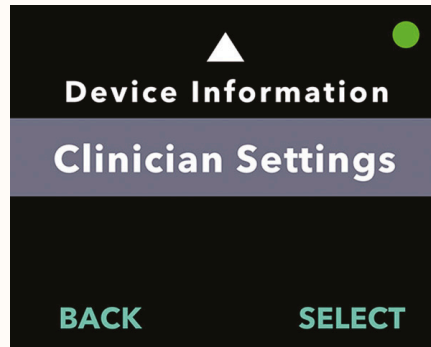
Extra dose is only able to go 0.05ml at a time. The maximum dose of Extra dose is 0.3ml

Clinician Change Rate

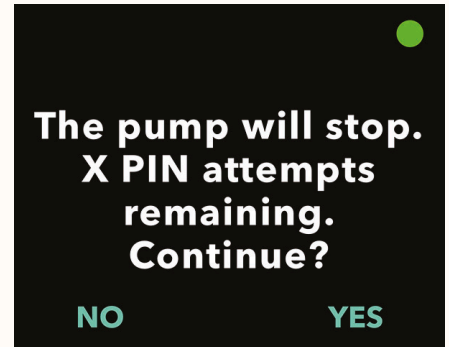
On main screen press button for Menu




Use the arrows to Clinician Settings, press Select



Select Yes



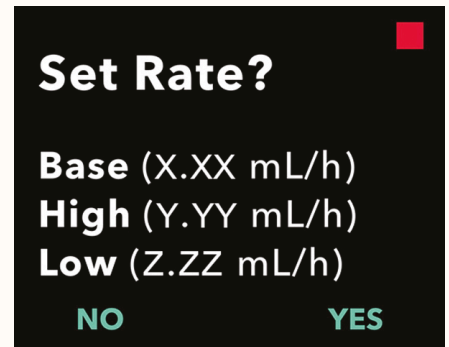
Pin: **2006** (use arrows to get each number and press next to move to the next number)



Choose Set Rate - press select



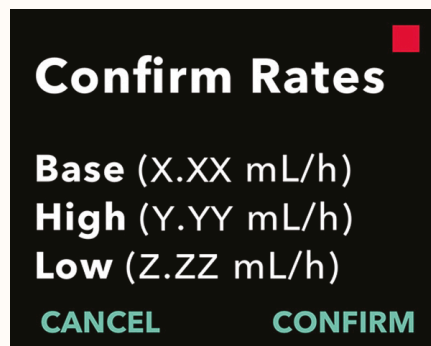
Select Yes



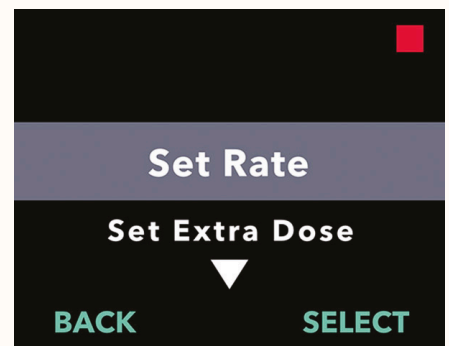
Adjust Base rate - press Next. It will go through High rate and Low rate, adjust and press next as appropriate



Once done it will go to this screen. Press confirm



It will come back to this screen. Press back

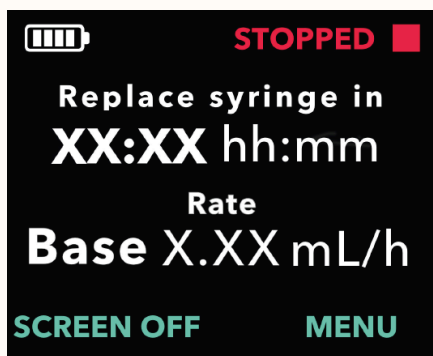


Then it will come to the main screen. Be sure to restart the

If changing the extra dose, select Set Extra Dose

Select Yes, then follow same type of instructions for rate change. Do not adjust the lock-out time (cannot go

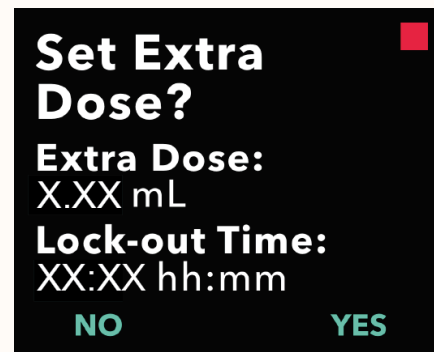
pump.



instead of Back



lower than 1 hour). Then confirm changes and press back.

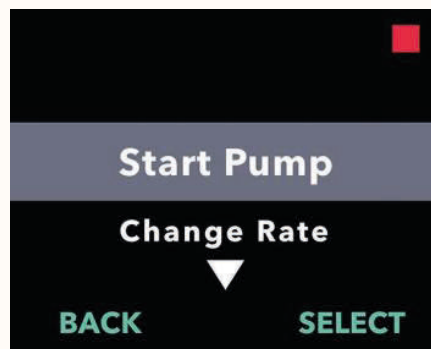


Start/Stop Pump

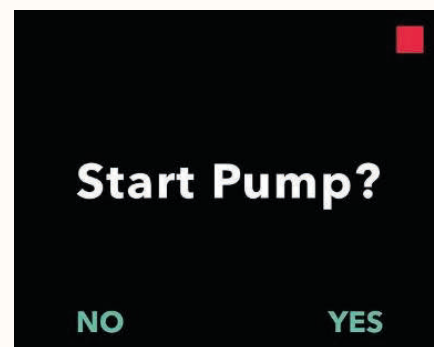
If pump is in a stopped position (see upper right hand corner) press Menu



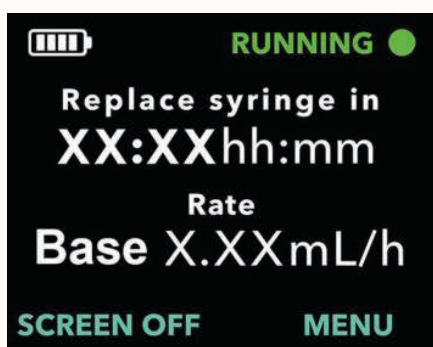
Toggle to Start Pump and press select



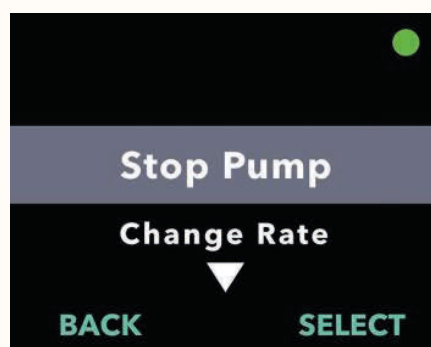
Select Yes



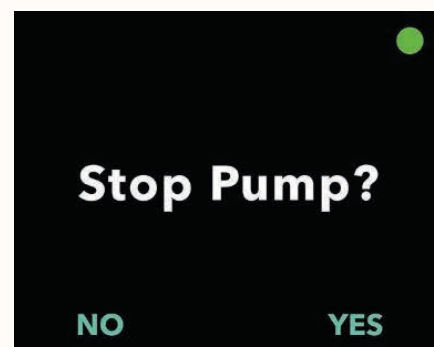
You will see Running in upper right hand corner



To stop, select Menu, toggle to Stop Pump Press select



Select Yes



Troubleshooting

High Pressure Alarm:

- Make sure tubing is not kinked
- If still alarming - replace cannula
- If still alarming - Remove battery and replace

- If still alarming -go back to oral medication and have client contact Rechelle to replace pump. It will need to be reprogrammed when they get it.

Pump Malfunction:

- If pump shuts off and will not restart. Try to replace battery, try cleaning the gold contacts of battery. If still not working, contact Rechelle to replace the pump. It will need to be reprogrammed when they get it.

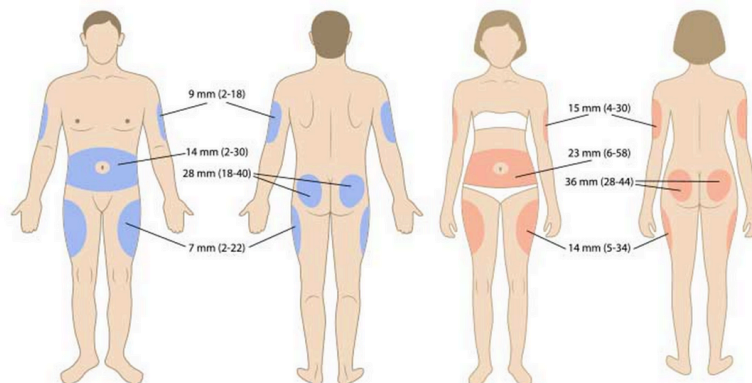
Cannula is Leaking:

- Replace Cannula

If the pump has been stopped for more than 1 hour, the cannula must be replaced

Infections & Vyalev

- If the client is having redness with a hard lump, heat and pain, they should be started on an antibiotic. They can see their GP for this, or Keflex is the suggested antibiotic to be used. Please ask them to outline in a marker, and should the redness go beyond the borders, or if it is spreading very fast, they should be going to urgent care.
- Another option would be to consult a dermatologist for further advice.
- Betaderm is another option to use if they are having some redness and irritation that is not seeming to be an infection.
- If any of the above is present, please also ask the client to report the infection to Rechelle. You do not need to make an adverse event report to AbbVie.
- The client is not to use any area that is reddened, scar tissue, or areas with nodules for future cannula sites so please ask they avoid these and consider some of the alternate sites.



- If there are no suitable sites, they will have to return to oral medication until the infection subsides.

Contacts

Rechelle Flores AbbVie Home Nurse	431-323-2324 Rechelle.flores@abbviecare.ca
Carol Lancaster AbbVie Clinician Specialist	1-416-844-0431 carol.lancaster@abbvie.com
Ann Marie Tirabassi AbbVie Company Contact	1-416-523-8368 annmarie.tirabassi@abbvie.com