


Duodopa Pump

Turn the pump on or off


Press and hold on/off button



When turning on, press once

When turning off, press and hold for 4 beeps


Start & Stop Pump



Press and hold the STOP/START button for 4 beeps

Change Lock Level

Ensure pump is on, and in a STOPPED position



Press Morning dose button once, use arrows to LL0, press Enter

Code: 14 - use arrows to get to 14 and press Enter

Adjusting Pump

Pump must be in a stopped position

Lock Level must be at LL0

Press the next button until at desired parameter

Continuous Rate: Use the arrows to the desired rate and press Enter

*Note: a reasonable change of rate is 0.1-0.2ml/hr

Extra Dose: Use the arrows to the desired amount and press Enter

*Note: a reasonable change of rate is 0.1-0.3ml

Morning Dose: Start pump, press Morning Dose button once, use the arrows to the desired amount and press Enter

*Note: a reasonable change of rate is 0.1-0.3ml

Return pump Lock Level to LL2

Start the pump

Adjusting the Morning Dose

To adjust the morning dose you will need to “Trick the Pump”:

- Pump must be in a stopped position
- Change Lock Level to LLO
- Press Morning Dose button once
- Select LLO
- Code: 114
- Press Enter
- Press Next till it says “Morning Dose” 20 hrs 00 min
- Press down button to 19 hrs, press Enter
- Press up button to 20hrs then Enter
- Press Next until it says “NEXT for Biomed ENTER for Main” Press ENTER
- Pump is in Stopped position
- Start pump
- Press Morning Dose button once, adjust morning dose up or down with arrows *Note: a reasonable change of rate is 0.1-0.3ml
- Press Enter
- Stop the pump
- Change Lock Level to LL2
- Restart pump

Trouble Shooting the Pump

Alarms:

- **Low Batt or Battery Depleted** - replace batteries
- **No Disposable** - ensure medication cassette is on correctly
- **High Pressure**
 - Ensure tubing is not kinked
 - Replace cassette with new one
 - Try to flush tube
 - If easily flushed - replace pump
 - If blocked go back to oral dosing and contact Dr. Duerksen to replace J tube

- If there are any other alarms not mentioned above - just replace pump *Note: Use above to program new pump, dummy cassette must be in place to set morning dose

Contacts For Support

Rechelle Flores (AbbVie Home Nurse) 431-323-2324

Carol Lancaster (AbbVie Clinical Specialist) 416-844-0431